

Kingston Model 425 Quick Opening Flow Control Steam Valve

Flow Capacity Information

Fig. 425 - 1/4"

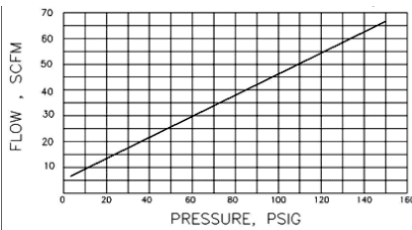


Fig. 425 - 1/4"

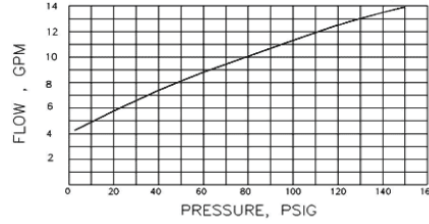


Fig. 425 - 1/2"

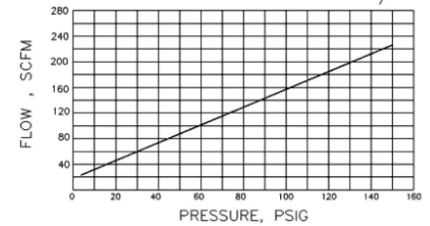


Fig. 425 - 1/2"

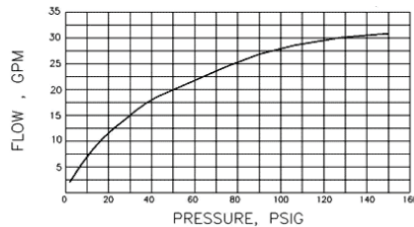
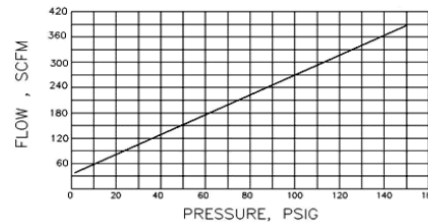
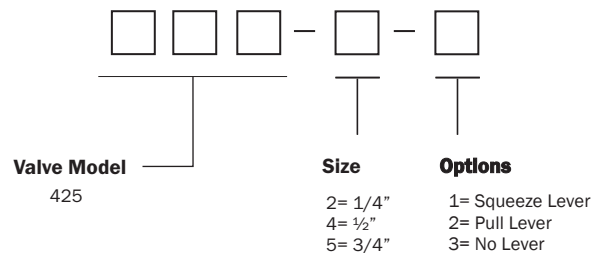


Fig. 425 - 3/4"



Ordering Information

Kingston Control Valves Part Number Codes



Product Notes

Storm Manufacturing reserves all rights. Product specifications and designs are subject to change without notice.

The information contained herein by Storm Manufacturing Group (SMG) is provided in good faith and as a product guide only. Further, SMG makes no representation as to the completeness or accuracy of the information contained herein. Any person or persons using the information contained herein must exercise their own judgement and consider all local, regional, nation and global safety standards in evaluating valve selection options. Final application design and integration of Kingston Products are the sole responsibility of the end user.



www.KingstonValves.com
KINGSTON